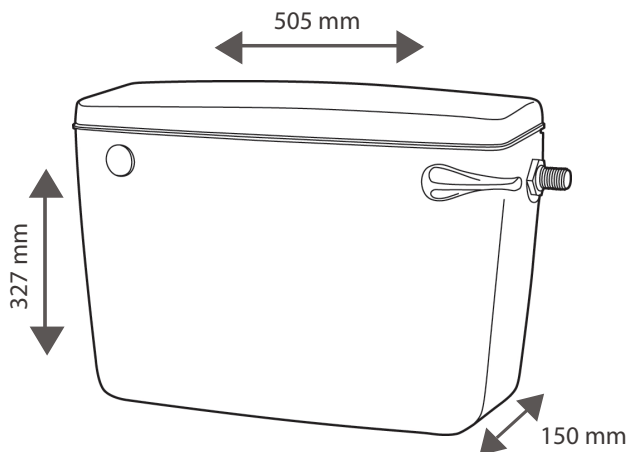


Exposed Cistern





**ELAN**

No.1 best selling exposed cistern on the market



### TECHNICAL CHARACTERISTICS

DIMENSIONS	W - 505 mm H - 327 mm D - 150 mm
MATERIAL	Polystyrene (robust)
OVERFLOW	Internal or external options
FLUSHING OPTIONS	9 litre - for pans fitted pre-1993 7 litre - for pans fitted 1993 - 1999 6 litre - for pans fitted 2000 onwards
CONTENTS OF CISTERN	Inlet valve 
FIXING PACK CONTENTS	Siphon  Handle - Chrome plated ABS Lid fixing screw - stainless steel (for added security) EVA never leak flushpipe bung Low level siphon fittings pack Flushpipe - 14 x 9" - white
	Meets all requirements for BS1125

DESCRIPTION	REFERENCE	CODE EAN	PACKAGING	PALLET
ELAN	CFE51WH	501878735	BOX	50